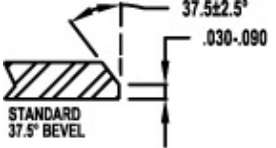

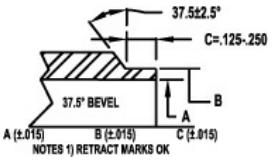
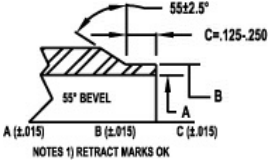
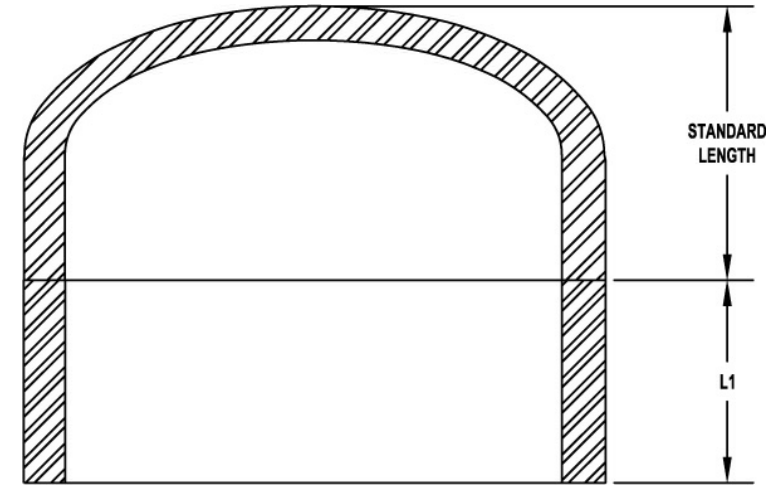


170 Tubeway Drive
Carol Stream, IL 60188
(630) 690-7000
fax (630) 690-9701
www.corepipe.com

BUILD YOUR OWN FITTING - CAP

Company _____
 Contact _____ E-mail: _____
 Date _____ Phone Number: _____ Fax Number: _____ Qty

SIZE NPS	SCHEDULE	MATERIAL GRADE	SPECIAL END	WELD PREP OPTIONS
<input type="radio"/> 1/2	<input type="radio"/> 5	<input type="radio"/> 304/304L	<input type="radio"/> Belled End	<input type="radio"/> Standard Bevel
<input type="radio"/> 3/4	<input type="radio"/> 10	<input type="radio"/> 316/316L	<input type="radio"/> Grooved End	
<input type="radio"/> 1	<input type="radio"/> 40	<input type="radio"/> 310S		<input type="radio"/> Square Cut End
<input type="radio"/> 1 1/4	<input type="radio"/> 80	<input type="radio"/> 317L		
<input type="radio"/> 1 1/2		<input type="radio"/> 321		<input type="radio"/> J-Bevel
<input type="radio"/> 2		<input type="radio"/> 347		
<input type="radio"/> 2 1/2		<input type="radio"/> AL6XN		<input type="radio"/> J-Bevel Modified
<input type="radio"/> 3		<input type="radio"/> 254SMO		
<input type="radio"/> 4		<input type="radio"/> 200		
<input type="radio"/> 5		<input type="radio"/> 400		
<input type="radio"/> 6		<input type="radio"/> 600		
<input type="radio"/> 8		<input type="radio"/> 904L		
<input type="radio"/> 10		<input type="radio"/> ALLOY 20		
<input type="radio"/> 12		<input type="radio"/> C-22		
<input type="radio"/> 14		<input type="radio"/> C-2000		
<input type="radio"/> 16		<input type="radio"/> B-2		
		<input type="radio"/> B-3		
		<input type="radio"/> G-30		
		<input type="radio"/> 304H		
		<input type="radio"/> 316H		
		<input type="radio"/> C-276		
		Other: _____		



L1 Length _____

INSTRUCTIONS

- (1) Make copies of this page, distribute them to anyone responsible for design, welding, engineering, etc. and follow the instructions below.
- (2) On the table to the left CHOOSE the applicable information.
- (3) On the drawing above fill in the length of tangent desired for L1.
- (4) Fill in the quantity, date, company name, contact name, phone number and click the submit by email button

**We can also provide combination weldments using various fittings and/or flanges.
Ask us about any fabrication needs you might have.**